







0zÑ†0μ0½0°0° 0²0°Ñˆ0μ0³0% Ñ•0°0¹Ñ,0°

 Ð—Ð°Ð³⁄⁴Ð»Ð³⁄⁴Ð²Ð³⁄⁴ÐpGyani - You Cook We are Here!
Ñ,ÐµÐ³


Ð»Ð,Ð¹⁄⁴Ð°: 32 Ð;ÐµÑ€Ñ Ð³⁄⁴Ð¹⁄²Ð°Ð¶(Ð,)

Ð, Ð, ÐµÐ°Ð»»Ðµ Ð²Ð°Ñ^ Ñ, ÐµÐ³ Ð·Ð°Ð³⁄⁴Ð»Ð³⁄⁴Ð²Ð°Ð° Ð³⁄⁴Ð»Ð¶(ÐµÐ¹⁄² Ñ Ð³⁄⁴Ð ÐµÑ€Ñ)Ñ,ÑÐ³⁄⁴Ñ, 10 Ð³⁄⁴ 70 Ñ Ð, Ð¹⁄⁴Ð²Ð³⁄⁴Ð»Ð³⁄⁴Ð² (Ð²Ð°Ð»»ÑŹÑ†Ð°Ñ Ð;Ñ€Ð³⁄⁴Ð±ÐµÐ»Ñ).
Ð£Ð±ÐµÐ°Ð,Ñ,ÐµÑ ÑÐ, Ñ†Ñ,Ð³⁄⁴ Ð²Ð°Ñ^ Ð·Ð°Ð³⁄⁴Ð»Ð³⁄⁴Ð²Ð³⁄⁴Ð° Ñ Ð²Ð»»Ñ ÐµÑ,Ñ Ñ Ñ Ð²Ð¹⁄²Ñ·Ð¹⁄⁴ Ð, Ñ Ð³⁄⁴Ð ÐµÑ€Ñ)Ñ, Ð²Ð°Ñ^Ð, Ñ Ð°Ð¹⁄⁴Ñ·Ðµ Ð²Ð°Ð¶(Ð¹⁄²Ñ·Ðµ Ð°Ð»»ÑŹÑ†ÐµÐ²Ñ·Ðµ Ñ Ð»Ð³⁄⁴Ð²Ð°.
Ð£Ð±ÐµÐµÐ°Ð,Ñ,ÐµÑ ÑÐ, Ñ†Ñ,Ð³⁄⁴ Ð°Ð°Ð¶(Ð°Ñ Ñ Ñ,Ñ€Ð°¹⁄²Ð,Ñ†Ð° Ð, Ð¹⁄⁴ÐµÐµÑ, Ñ†Ð¹⁄²Ð,Ð°Ð°Ð»»ÑÐ¹⁄²Ñ·Ð¹
Ð·Ð°Ð³⁄⁴Ð»Ð³⁄⁴Ð²Ð³⁄⁴Ð°.

 ÐœÐµÑ,Ð° You Cook We are Here!
ÐŹÐ;Ð,Ñ Ð°Ð¹⁄⁴Ð,Ðµ


Ð»Ð,Ð¹⁄⁴Ð°: 21 Ð;ÐµÑ€Ñ Ð³⁄⁴Ð¹⁄²Ð°Ð¶(Ð,)

ÐœÐµÑ,Ð°-Ð³⁄⁴Ð;Ð,Ñ Ð°Ð¹⁄²Ð,Ñ Ñ Ð³⁄⁴Ð ÐµÑ€Ñ)Ñ, Ð³⁄⁴Ñ, 100 Ð³⁄⁴ 300 Ñ Ð, Ð¹⁄⁴Ð²Ð³⁄⁴Ð»Ð³⁄⁴Ð² (Ð²Ð°Ð»»ÑŹÑ†Ð°Ñ Ñ Ð;Ñ€Ð³⁄⁴Ð±ÐµÐ»Ñ).
ÐÑ,Ð³⁄⁴ Ð;Ð³⁄⁴Ð·Ð²Ð³⁄⁴Ð»»Ð µÑ, Ð²Ð°Ð¹⁄⁴ Ð²Ð»»Ñ Ñ,ÑÐ¹⁄²Ð° Ñ,Ð³⁄⁴, Ð°Ð°Ð° Ð²Ð°Ñ^Ð, Ð²ÐµÐ±-Ñ Ñ,Ñ€Ð°¹⁄²Ð,Ñ†ÑÑ· Ð³⁄⁴Ð;Ð,Ñ Ñ·Ð²Ð°ÑŹÑ,Ñ Ñ Ð, Ð³⁄⁴Ñ,Ð³⁄⁴Ð±Ñ€Ð°Ð¶(Ð°ÑŹÑ,Ñ Ñ Ð² Ñ€ÐµÐ·Ñ·Ñ†Ñ»ÑÐ¹⁄²Ñ,Ð°Ñ,Ð°Ñ... Ð;Ð³⁄⁴Ð,Ñ Ð°Ð°.
Ð£Ð±ÐµÐµÐ°Ð,Ñ,ÐµÑ ÑÐ, Ñ†Ñ,Ð³⁄⁴ Ð²Ñ Ðµ Ð²Ð°Ñ^Ð, Ð²ÐµÐ±-Ñ Ñ,Ñ€Ð°¹⁄²Ð,Ñ†ÑÑ· Ð, Ð¹⁄⁴ÐµÑŹÑ,
Ñ†Ð¹⁄²Ð,Ð°Ð°Ð»»ÑÐ¹⁄²Ð³⁄⁴Ðµ Ð¹⁄⁴ÐµÑ,Ð°-Ð³⁄⁴Ð;Ð,Ñ Ð°Ð¹⁄²Ð,Ðµ, Ð°Ð³⁄⁴Ñ,Ð³⁄⁴Ñ€Ð³⁄⁴Ðµ Ñ Ð²Ð»»Ñ ÐµÑ,Ñ Ñ Ñ Ð²Ð¹⁄²Ñ·Ð¹⁄⁴ Ð, Ñ Ð³⁄⁴Ð ÐµÑ€Ñ)Ñ,Ñ, Ð¹⁄²Ð°Ð, Ð±Ð³⁄⁴Ð»ÐµÐµ Ð²Ð°Ð¶(Ð¹⁄²Ñ·Ðµ Ð°Ð»»ÑŹÑ†ÐµÐ²Ñ·Ðµ Ñ Ð»Ð³⁄⁴Ð²Ð° (Ð³⁄⁴Ð¹⁄²Ð, Ð³⁄⁴Ñ,Ð³⁄⁴Ð±Ñ€Ð°Ð¶(Ð°ÑŹÑ,Ñ Ñ Ð² Ð;Ð³⁄⁴Ð»†Ð¶(Ð,Ñ€Ð¹⁄²Ñ·Ð¹, Ð°Ð³⁄⁴Ð³⁄⁴Ð° Ð³⁄⁴Ð¹⁄²Ð, Ñ Ð³⁄⁴Ð²Ð;Ð°Ð°Ð°ÑŹÑ, Ñ Ñ†Ð°Ñ Ñ,ÑÐ¹⁄²Ð Ð,Ð», Ð²Ñ ÐµÐ¹⁄⁴ Ð;Ð³⁄⁴Ð,Ñ Ð°Ð³⁄⁴Ð²Ñ·Ð¹⁄⁴ Ð·Ð°Ð;Ñ€Ð³⁄⁴Ñ Ð³⁄⁴Ð¹⁄⁴ Ð;Ð³⁄⁴Ð»Ð¹⁄²Ð·Ð²Ð°Ñ,ÐµÐ»Ñ).
ÐŸÐ³⁄⁴Ñ€Ð³⁄⁴Ñ^ÐµÐµ Ð¹⁄⁴ÐµÑ,Ð°-Ð³⁄⁴Ð;Ð,Ñ Ð°Ð¹⁄²Ð,Ðµ ÐµÐ¹⁄²Ñ Ñ,Ð²Ñ†ÐµÑ, Ð°Ð°Ð° Ð³⁄⁴Ð±Ñ·Ñ†Ð¹⁄²Ð°Ñ Ñ€ÐµÐ°Ð»»Ð¹⁄⁴Ð°, Ð;Ð³⁄⁴Ñ Ñ,Ð³⁄⁴Ð¹⁄⁴Ñ† Ð,Ñ Ð;Ð³⁄⁴Ð»Ð¹⁄²Ñ·Ñ†Ð¹⁄²Ñ,Ðµ Ð·Ð¹⁄⁴Ð°Ð¹⁄²Ñ†Ð,Ð²Ñ·Ðµ Ñ Ñ Ð³⁄⁴Ð³⁄⁴Ð±Ñ·ÐµÐ¹⁄²Ð,Ñ Ñ Ñ†ÐµÑ,Ð°Ð, Ð¹⁄⁴Ñ€Ð,Ñ·Ð²Ð³⁄⁴Ð¹⁄⁴ Ð° ÐµÐ¹⁄²Ñ Ñ,Ð²Ð²,ÑŹ, Ñ†Ñ,Ð³⁄⁴Ð±Ñ· Ð¹⁄⁴Ð°Ð°Ñ Ð, Ð¹⁄⁴Ð,Ð·Ñ,Ñ€Ð³⁄⁴Ð²Ð°Ñ,ÑÐ¹⁄²Ñ Ñ€ÐµÐ¹⁄²Ñ,Ð, Ð¹⁄²Ð³ Ð°Ð»»Ð,Ð°Ð³⁄⁴Ð².



D° DmuN, D°D»NžNžDmuD²N<N... N° D»D³4D²



DceDmuN,D°-D°D»NžNžDmuD²N<Dmu N° D»D³4D²D° - N° N,D³4 D³4DžN€DmuD´DmuD»DmuD½D½N<D¹ N,D,Dž
D¼4DmuN,D°-N,DmuD³D°, D°D³4N,D³4N€N<D¹ DžD³4N° D²D»N° DmuN,N° N° D² HTML-D°D³4D´Dmu.
D²DmuD±-N° N,N€D°D½D,N†N< D, DžD³4D¼4D³4D³D°NžNž, N° D³4D³4D±N%oD,N,N€ DžD³4D,N° D°D³4D²N<D¼
N° D,N° N,DmuD¼D°D¼, D°D°D°D³4D²D° N,DmuD¼D° N° N,D³4D¹ N° N,N€D°D½D,N†N<.
DžD´D½D°D°D³4 Google D½Dmu D¼4D³4D¼[DmuN, D,N° DžD³4D»N€D·D³4D²D°N,N€ D¼4DmuN,D° D°D»NžNžDmuD²N<Dmu
N° D»D³4D²D°.

[TopGyani - You Cook We are Here!](http://topgyani.com/)

topgyani.com/

You Cook We are Here!

ĐŃ,Đ³⁄₄ Đ;Ń€Đ,Đ¹⁄₄ĐμŃ€ Ń,Đ³⁄₄Đ³⁄₄, Đ°Đ°Đ° Đ±ŃfĐ ŃfŃ, Đ²Ń·Đ³Đ»Ń Đ ĐμŃ,Ń€ Đ²Đ°Ń^ Ń,ĐμĐ³
Đ·Đ°Đ³Đ³⁄₄Đ»Đ³⁄₄Đ²Đ°Đ° Đ, Đ¹⁄₄ĐμŃ,Đ°-Đ³⁄₄Đ;Đ,Ń Đ°Đ¹⁄₂Đ,Đμ Đ² Ń€ĐμĐ·ŃfĐ»Ń€Ń,Đ°Ń,Đ°Ń... Đ;Đ³⁄₄Đ,Ń Đ°Đ° Google.
ĐŸĐ³⁄₄Ń,Ń Ń,ĐμĐ³Đ, Đ·Đ°Đ³Đ³⁄₄Đ»Đ³⁄₄Đ²Đ°Đ³⁄₄Đ² Đ, Đ¹⁄₄ĐμŃ,Đ°-Đ³⁄₄Đ;Đ,Ń Đ°Đ¹⁄₂Đ,Ń Đ,Ń Đ;Đ³⁄₄Đ»Ń€Đ·ŃfŃŃŃ,Ń Ń
Đ°Đ»Ń Ń Đ³⁄₄Ń Ń,Đ°Đ²Đ»ĐμĐ¹⁄₂Đ,Ń Ń Đ;Đ,Ń Đ°Đ³⁄₄Đ² Ń€ĐμĐ·ŃfĐ»Ń€Ń,Đ°Ń,Đ³⁄₄Đ² Đ;Đ³⁄₄Đ,Ń Đ°Đ°,
Đ;Đ³⁄₄Đ,Ń Đ°Đ³⁄₄Đ²Ń·Đμ Ń Đ,Ń Ń,ĐμĐ¹⁄₄Ń· Đ¹⁄₄Đ³⁄₄Đ³ŃfŃ, Ń Đ³⁄₄Đ·Đ°Đ²Đ°Ń,Ń€ Ń Đ²Đ³⁄₄Đ,
Ń Đ³⁄₄Đ±Ń Ń,Đ²ĐμĐ¹⁄₂Đ¹⁄₂Ń·Đμ, ĐμŃ Đ»Đ, Đ³⁄₄Đ¹⁄₂Đ, Đ³⁄₄Ń,Ń ŃfŃ,Ń Ń,Đ²ŃfŃŃŃŃ,, Đ;Đ»Đ³⁄₄Ń...Đ³⁄₄ Đ¹⁄₂Đ°Đ;Đ,Ń Đ°Đ¹⁄₂Ń·
Đ,Đ»Đ, Đ¹⁄₂Đμ Ń Đ³⁄₄Đ³⁄₄Ń,Đ²ĐμŃ,Ń Ń,Đ²ŃfŃŃŃŃ, Ń Đ³⁄₄Đ ĐμŃ€Đ¶Đ°Đ¹⁄₂Đ,ŃŹ Đ¹⁄₂Đ° Ń Ń,Ń€Đ°Đ¹⁄₂Đ,Ń†Đμ.
ĐŸŃ Đ³Đ, Đ·Đ°Đ³Đ³⁄₄Đ»Đ³⁄₄Đ²Đ°Đ³⁄₄Đ² Đ, Đ¹⁄₄ĐμŃ,Đ°-Đ³⁄₄Đ;Đ,Ń Đ°Đ¹⁄₂Đ,Ń Đ³⁄₄Đ±Ń€ĐμĐ·Đ°ŃŹŃ,Ń Ń, ĐμŃ Đ»Đ,
Đ³⁄₄Đ¹⁄₂Đ, Ń Đ»Đ,Ń°Đ³⁄₄Đ¹⁄₄ Đ°Đ»Đ,Đ¹⁄₂Đ¹⁄₂Ń·Đμ, Đ;Đ³⁄₄Ń Ń,Đ³⁄₄Đ¹⁄₄Ńf Đ²Đ°Đ¶Đ¹⁄₂Đ³⁄₄ Đ¹⁄₂Đμ Đ²Ń·Ń...Đ³⁄₄Đ°Đ,Ń,Ń€ Đ·Đ°
Đ;Ń€ĐμĐ°Đ»Đ³⁄₄Đ¶ĐμĐ¹⁄₂Đ¹⁄₂Ń·Đμ Đ;Ń€ĐμĐ°ĐμĐ»Ń· Ń Đ,Đ¹⁄₄Đ²Đ³⁄₄Đ»Đ³⁄₄Đ².

 **IP** **172.67.130.147** **topgyani.com**


URL **https://www.topgyani.com/** **172.67.130.147** **topgyani.com**
IP **172.67.130.147** **topgyani.com**
URL **https://www.topgyani.com/** **172.67.130.147** **topgyani.com**

URL **https://www.topgyani.com/** **172.67.130.147** **topgyani.com**
IP **172.67.130.147** **topgyani.com**
URL **https://www.topgyani.com/** **172.67.130.147** **topgyani.com**

 **URL** **https://www.topgyani.com/** **172.67.130.147** **topgyani.com**


URL **https://www.topgyani.com/** **172.67.130.147** **topgyani.com**
IP **172.67.130.147** **topgyani.com**
URL **https://www.topgyani.com/** **172.67.130.147** **topgyani.com**



ĐŸĐ³⁴Đ Ń‡ĐμŃ€Đ°Đ, ĐĐŃĐμŃ, Ń‡Đ½Đ³⁴, Đ²Ń< Đ½Đμ Đ, Ń Đ¿Đ³⁴Đ»Ń€Đ·ŃfĐμŃ, Đμ
 Đ² URL Đ¿Đ³⁴Đ Ń‡ĐμŃ€Đ°Đ, Đ²Đ°Đ½Đ, Ń (these_are_underscores) Đ² Ń Đ²Đ³⁴Đ, Ń... URL



ĐžŃ,Đ»Đ,Ń‡Đ½Đ³⁴, Đ²Ń< Đ½Đμ Đ, Ń Đ¿Đ³⁴Đ»Ń€Đ·ŃfĐμŃ,Đμ? Underscores (these_are_underscores) Đ² Ń Đ²Đ³⁴Đ,Ń...
 URL.

ĐŸĐ³⁴Ń,Ń Google Ń€Đ°Ń Ń Đ½Đ°Ń,Ń€Đ, Đ²Đ°ĐμŃ, Đ°ĐμŃ,,Đ,Ń Ń< Đ°Đ°Đ° Ń€Đ°Đ·Đ°ĐμĐ»Đ,Ń,ĐμĐ»Đ, Ń Đ»Đ³⁴Đ²,
 Ń Ń,Đ³⁴ Đ½Đμ Đ³⁴Ń,Đ½Đ³⁴Ń Đ,Ń,Ń Ń Đ° Đ¿Đ³⁴Đ Ń‡ĐμŃ€Đ°Đ,Đ²Đ°Đ½Đ,Ńž.

✓ **Flash** `<object classid="clsid:D27CDB6E-AE6D-11cf-96B8-444553540000" data-bbox="0 0 0 0"><param name="movie" value="movie.swf"></object>`

Flash-objekt, das in einem HTML-Dokument eingebettet ist. Es wird verwendet, um Animationen, interaktive Elemente und Multimediale Inhalte anzuzeigen. Flash-Objekte sind in einem `<object>`-Tag eingebettet und können mit `<param>`-Tags konfiguriert werden. Flash-Objekte sind in einem `<object>`-Tag eingebettet und können mit `<param>`-Tags konfiguriert werden.

✓ **Iframe** `<iframe src="url" data-bbox="0 0 0 0"></iframe>`

Ein `<iframe>`-Element ist ein eingebettetes Dokument, das in einem HTML-Dokument eingebettet ist. Es wird verwendet, um andere Webseiten, Videos oder andere Inhalte anzuzeigen. `<iframe>`-Elemente sind in einem `<iframe>`-Tag eingebettet und können mit `<src>`-Attributen konfiguriert werden.



URL

http://topgyani.com
D»D»D, D1/2D°: 8 N D, D1/4D2D3/4D»D3/4D2

D»DµN€D¶[D, N, Dµ D2D°N'D, URL D°D3/4N€D3/4N, D°D, D1/4D, D, D, D·D±DµD3D°D1N, Dµ D'D»D, D1/2D1/2N'N...
D'D3/4D1/4DµD1/2D1/2N'N... D, D1/4DµD1/2, D°D3/4D3D'D° N N, D3/4 D2D3/4D·D1/4D3/4D¶[D1/2D3/4.
DžD;D, N D°N, DµD»NCE D1/2N'D1 URL D»NfN'N'Dµ N€D°N D;D3/4D·D1/2D°DµN, N N D;D3/4D, N D°D3/4D2N'D1/4D,
N D, N N, DµD1/4D°D1/4D.
D'YD3/4D»NCE D·D3/4D2D°N, DµD»NCE D'D3/4D»D¶[DµD1/2 D, D1/4DµN, NCE D2D3/4D·D1/4D3/4D¶[D1/2D3/4N N, NCE
D;N€D3/4N D1/4D°N, N€D, D2D°N, NCE D°D N€DµN D1/2NfN'Z N N, N€D3/4D°Nf D, N, D3/4N'±D1/2D3/4 NfD3D°D'N'D2D°N, NCE
N D3/4D'DµN€D¶[D°D1/2D, Dµ N N, N€D°D1/2D, N'N', D;N€DµD¶[D'Dµ N'±DµD1/4 D;DµN€DµD1N, D, D° D1/2DµD1
(D1/2D°D;N€D, D1/4DµN€, http://www.mysite.com/en/products).



Favicon

DžN, D»D, N'±D1/2D3/4, Nf D2D°N'DµD3D3/4 N D°D1N, D° DµN N, NCE D, D°D3/4D1/2D°D°.

DžD°D2D, D°D3/4D1/2N NfD»NfN'N'D°DµN, D2D, D'D, D1/4D3/4N N, NCE D±N€DµD1/2D'D°.
D'YD3/4N D°D3/4D»NCE D°Nf favicon D3/4N D3/4D±DµD1/2D1/2D3/4 D2D°D¶[DµD1/2 D'D»N D;D3/4D»NCE D·D3/4D2D°N, DµD»DµD1,
D'D3/4D±D°D2D»N N'ZN%oD, N... D·D°D°D»D°D'D°D, D1/2D° D2D°N' N D°D1N,, NfD±DµD'D, N, DµN NCE, N'±N, D3/4 D3/4D1/2
N D3/4D3/4N, D2DµN, N N, D2NfDµN, D2D°N'DµD1/4Nf D±N€DµD1/2D'Nf.



404 File Not Found

404



404 File Not Found

✔ **Đ Đ°Đ·Đ¼ĐμÑ€** 122 ĐšĐ' (ÑÑ Ñ€ĐμĐ'Đ½ĐμĐμ Đ·Đ½Đ°Ñ‡ĐμĐ½Đ, Đμ Đ¿Đ¾ Đ²ÑÑ ĐμĐ¼Đ, Ñ€Đ½Đ¾Đ¹ ÑÑ Ñ, Ñ€Đ°Đ½Đ, Ñ†Ñ< ÑÑ Đ¿Đ»ÑÑ ÑŽÑ, ÑÑ ÑÑ Đ, Đ·Đ¾Đ±Ñ€Đ°Đ¶ĐμĐ½Đ, ÑÑ Đ, Ñ, „Đ°Đ¹Đ»Ñ< JavaScript.
Đ Đ°Đ·Đ¼ĐμÑ€ ÑÑ Ñ, Ñ€Đ°Đ½Đ, Ñ†Ñ< Đ²Đ»Đ, ÑÑ ĐμÑ, Đ½Đ° ÑÑ Đ°Đ¾Ñ€Đ¾ÑÑ Ñ, Ñ€Đ²Đ°Ñ^ĐμĐ³Đ¾ ÑÑ Đ°Đ¹Ñ, Đ°;
ÑÑ Ñ, Đ°Ñ€Đ°Đ¹Ñ, ĐμÑÑ Ñ€Đ, Ñ‡Ñ, Đ¾Đ±Ñ< Ñ€Đ°Đ·Đ¼ĐμÑ€ ÑÑ Ñ, Ñ€Đ°Đ½Đ, Ñ†Ñ< Đ½Đμ Đ¿Ñ€ĐμĐ²Ñ<Ñ¹Đ°Đ» 2 ĐœĐ'.
Đ¿Đ¾Đ²ĐμÑ, Đ°ÑÑ Đ¿Đ¾Đ»Ñ€Đ·Ñ¶Đ¹Ñ, Đμ Đ, Đ·Đ¾Đ±Ñ€Đ°Đ¶ĐμĐ½Đ, ÑÑ Đ½ĐμĐ±Đ¾Đ»Ñ€Ñ^Đ¾Đ³Đ¾ Ñ€Đ°Đ·Đ¼ĐμÑ€Đ° Đ, Đ¾Đ¿Ñ, Đ, Đ¼Đ, Đ·Đ, Ñ€Ñ¶Đ¹Ñ, Đμ Đ, Ñ... Đ·Đ°Đ¾Ñ€Ñ¶Đ·Đ°Ñ¶ ÑÑ Đ¿Đ¾Đ¼Đ¾Ñ%Ñ€Ñ€Ž gzip.

✔ **Đ°Ñ€ĐμĐ¼ÑÑ** 0.51 ÑÑ ĐμĐ°Ñ¶Đ½Đ'
Đ·Đ°Đ¾Ñ€Ñ¶Đ·Đ°Đ,
⚙⚙⚙

Đ¿Đ°Đ¾Ñ€Đ¾ÑÑ Ñ, Ñ€Đ ÑÑ Đ°Đ¹Ñ, Đ° ÑÑ Đ²Đ»ÑÑ ĐμÑ, ÑÑ ÑÑ Đ²Đ°Đ¶Đ½Ñ·Đ¼ Ñ, „Đ°Đ°Ñ, Đ¾Ñ€Đ¾Đ¼ Đ·Đ»ÑÑ
Đ²Ñ<ÑÑ Đ¾Đ°Đ¾Đ³Đ¾ Ñ€ĐμĐ¹Ñ, Đ, Đ½Đ³Đ° Đ² Ñ€ĐμĐ·Ñ¶Đ»Ñ€Ñ, Đ°Ñ, Đ°Ñ... Đ¿Đ¾Đ, ÑÑ Đ°Đ° Google Đ,
Ñ¶Đ»Ñ¶Ñ‡Ñ^ĐμĐ½Đ, ÑÑ Đ°Đ°Ñ‡ĐμÑÑ Ñ, Đ²Đ° Đ¾Đ±ÑÑ Đ»Ñ¶Đ¶Đ, Đ²Đ°Đ½Đ, ÑÑ Đ¿Đ¾Đ»Ñ€Đ·Đ¾Đ²Đ°Ñ, ĐμĐ»ĐμĐ¹.
Đ ĐμÑÑ Ñ¶Ñ€ÑÑ Ñ<: Đ¾Đ·Đ½Đ°Đ°Đ¾Đ¼Ñ€Ñ, ĐμÑÑ Ñ€Đ ÑÑ Ñ€Ñ¶Đ°Đ¾Đ²Đ¾Đ ÑÑ Ñ, Đ²Đ°Đ¼Đ, Đ·Đ»ÑÑ
Ñ€Đ°Đ·Ñ€Đ°Đ±Đ¾Ñ, Ñ‡Đ, Đ°Đ¾Đ² Google, Ñ‡Ñ, Đ¾Đ±Ñ< Ñ¶Đ·Đ½Đ°Ñ, Ñ€Đ, Đ°Đ°Đ° Đ·Đ°ÑÑ Ñ, Đ°Đ²Đ, Ñ, Ñ€Đ²Đ°Ñ^
ÑÑ Đ°Đ¹Ñ, Ñ€Đ°Đ±Đ¾Ñ, Đ°Ñ, Ñ€Đ Đ±Ñ<ÑÑ Ñ, Ñ€ĐμĐμ.

✔ **ÑÑ Đ·Ñ·Đ°** Đ¶Đ¾Ñ€Đ¾Ñ^Đ¾, Đ²Ñ< Đ¾Đ±ÑšÑÑ Đ²Đ, Đ»Đ, ÑÑ Đ²Đ¾Đ¹ ÑÑ Đ·Ñ·Đ°
Đ—Đ°ÑÑ Đ²Đ»ĐμĐ½Đ½Ñ·Đ¹ ÑÑ Đ·Ñ·Đ°: EN-US
⚙⚙⚙

Đ£Đ±ĐμĐ'Đ, Ñ, ĐμÑÑ Ñ€Đ, Ñ‡Ñ, Đ¾Đ²Đ°Ñ^ Đ¾Đ±ÑšÑÑ Đ²Đ»ĐμĐ½Đ½Ñ·Đ¹ ÑÑ Đ·Ñ·Đ° ÑÑ Đ¾Đ²Đ¿Đ°Đ'Đ°ĐμÑ, ÑÑ
ÑÑ Đ·Ñ·Đ°Đ¾Đ¼, Đ¾Đ±Đ½Đ°Ñ€Ñ¶Đ¶ĐμĐ½Đ½Ñ·Đ¼ Google
ĐšÑ€Đ¾Đ¼Đμ Ñ, Đ¾Đ³Đ¾, Đ¾Đ¿Ñ€ĐμĐ'ĐμĐ»Đ, Ñ, Đμ ÑÑ Đ·Ñ·Đ° ÑÑ Đ¾Đ'ĐμÑ€Đ¶Đ, Đ¼Đ¾Đ¾Đ¾ Đ² HTML-Đ°Đ¾Đ'Đμ
Đ°Đ°Đ¶Đ Đ¾Đ¹ ÑÑ Ñ, Ñ€Đ°Đ½Đ, Ñ†Ñ<.



$\frac{1}{2} \ln \left(\frac{1 + \sqrt{1 - 4x}}{1 - \sqrt{1 - 4x}} \right) = \frac{1}{2} \ln \left(\frac{1 + \sqrt{1 - 4x}}{2 - 2 + \sqrt{1 - 4x}} \right) = \frac{1}{2} \ln \left(\frac{1 + \sqrt{1 - 4x}}{\sqrt{1 - 4x}} \right)$
 $= \frac{1}{2} \ln \left(\frac{1}{\sqrt{1 - 4x}} \left(1 + \sqrt{1 - 4x} \right) \right) = \frac{1}{2} \ln \left(\frac{1 + \sqrt{1 - 4x}}{\sqrt{1 - 4x}} \right)$
 $= \frac{1}{2} \ln \left(\frac{1 + \sqrt{1 - 4x}}{\sqrt{1 - 4x}} \right) = \frac{1}{2} \ln \left(\frac{1 + \sqrt{1 - 4x}}{\sqrt{1 - 4x}} \right)$



The derivative of $\ln \left(\frac{1 + \sqrt{1 - 4x}}{1 - \sqrt{1 - 4x}} \right)$ is $\frac{1}{2} \frac{1}{\sqrt{1 - 4x}}$.
 The derivative of $\ln \left(\frac{1 + \sqrt{1 - 4x}}{\sqrt{1 - 4x}} \right)$ is $\frac{1}{2} \frac{1}{\sqrt{1 - 4x}}$.
 The derivative of $\ln \left(\frac{1 + \sqrt{1 - 4x}}{2 - 2 + \sqrt{1 - 4x}} \right)$ is $\frac{1}{2} \frac{1}{\sqrt{1 - 4x}}$.
 The derivative of $\ln \left(\frac{1 + \sqrt{1 - 4x}}{\sqrt{1 - 4x}} \right)$ is $\frac{1}{2} \frac{1}{\sqrt{1 - 4x}}$.
 The derivative of $\ln \left(\frac{1 + \sqrt{1 - 4x}}{\sqrt{1 - 4x}} \right)$ is $\frac{1}{2} \frac{1}{\sqrt{1 - 4x}}$.



$\frac{1}{2} \ln \left(\frac{1 + \sqrt{1 - 4x}}{1 - \sqrt{1 - 4x}} \right) = \frac{1}{2} \ln \left(\frac{1 + \sqrt{1 - 4x}}{2 - 2 + \sqrt{1 - 4x}} \right) = \frac{1}{2} \ln \left(\frac{1 + \sqrt{1 - 4x}}{\sqrt{1 - 4x}} \right)$
 $= \frac{1}{2} \ln \left(\frac{1}{\sqrt{1 - 4x}} \left(1 + \sqrt{1 - 4x} \right) \right) = \frac{1}{2} \ln \left(\frac{1 + \sqrt{1 - 4x}}{\sqrt{1 - 4x}} \right)$
 $= \frac{1}{2} \ln \left(\frac{1 + \sqrt{1 - 4x}}{\sqrt{1 - 4x}} \right) = \frac{1}{2} \ln \left(\frac{1 + \sqrt{1 - 4x}}{\sqrt{1 - 4x}} \right)$



The derivative of $\ln \left(\frac{1 + \sqrt{1 - 4x}}{1 - \sqrt{1 - 4x}} \right)$ is $\frac{1}{2} \frac{1}{\sqrt{1 - 4x}}$.
 The derivative of $\ln \left(\frac{1 + \sqrt{1 - 4x}}{\sqrt{1 - 4x}} \right)$ is $\frac{1}{2} \frac{1}{\sqrt{1 - 4x}}$.
 The derivative of $\ln \left(\frac{1 + \sqrt{1 - 4x}}{2 - 2 + \sqrt{1 - 4x}} \right)$ is $\frac{1}{2} \frac{1}{\sqrt{1 - 4x}}$.
 The derivative of $\ln \left(\frac{1 + \sqrt{1 - 4x}}{\sqrt{1 - 4x}} \right)$ is $\frac{1}{2} \frac{1}{\sqrt{1 - 4x}}$.
 The derivative of $\ln \left(\frac{1 + \sqrt{1 - 4x}}{\sqrt{1 - 4x}} \right)$ is $\frac{1}{2} \frac{1}{\sqrt{1 - 4x}}$.

● IP Ń ĐμŃ€Đ²ĐμŃ€Đ°
 ○○○

IP Ń ĐμŃ€Đ ² ĐμŃ€Đ°	Đ Đ°Ń Đ;Đ ^{3/4} Đ»Đ ^{3/4} ĐĐμĐ ^{1/2} Đ,Đμ Ń ĐμŃ€Đ ² ĐμŃ€Đ°	ĐŸĐ ^{3/4} Ń Ń
172.67.130.147	Not Available	Not Availab

IP-Đ°Đ Ń€ĐμŃ Đ²Đ°Ń^ĐμĐ^{3/4} Ń ĐμŃ€Đ²ĐμŃ€Đ° Đ^{1/4}Đ°Đ»Đ^{3/4} Đ²Đ»Đ,Ń ĐμŃ, Đ^{1/2}Đ° Đ²Đ°Ń^ SEO. ĐĐĐμĐ^{1/4} Đ^{1/2}Đμ Đ^{1/4}ĐμĐ^{1/2}Đ Đ;Đ^{3/4}Đ;Ń€Đ^{3/4}Đ±ŃfĐ¹Ń,Đμ Ń€Đ°Đ·Đ^{1/4}ĐμŃ Ń,Đ,Ń,Ń€ Ń Đ²Đ^{3/4}Đ¹ Ń Đ°Đ¹Ń, Đ^{1/2}Đ° Ń ĐμŃ€Đ²ĐμŃ€Đμ, Đ°Đ^{3/4}Ń,Đ^{3/4}Ń€ŃĐ¹ Đ³ĐμĐ^{3/4}Đ³Ń€Đ°Ń,,Đ,Ń±ĐμŃ Đ°Đ, Đ±Đ»Đ,Đ·Đ^{3/4}Đ° Đ° Đ²Đ°Ń^Đ,Đ^{1/4} Đ;Đ^{3/4}Ń ĐμŃ,Đ,Ń,ĐμĐ»Ń Đ^{1/4}.
 ĐŸĐ^{3/4}Đ,Ń Đ°Đ^{3/4}Đ²ŃĐμ Ń Đ,Ń Ń,ĐμĐ^{1/4}Ń< ŃfŃ±Đ,Ń,Ń<Đ²Đ°ŃŹŃ, Đ³ĐμĐ^{3/4}Đ»Đ^{3/4}Đ°Đ°Ń†Đ,Đ, Ń ĐμŃ€Đ²ĐμŃ€Đ°, Đ° Ń,Đ°Đ°ĐĐ Ń Đ°Đ^{3/4}Ń€Đ^{3/4}Ń Ń,Ń€ Ń ĐμŃ€Đ²ĐμŃ€Đ°.

- 
Д ДмД¹Ñ,Д,Д¹⁄²³ Д ДмÑ, Д³Д»Д³⁴Д±Д°Д»ÑCED¹⁄²Д³⁴Д³⁴ÑЄДмД¹Ñ,Д,Д¹⁄²Д³Д°
Ñ,ÑЄД°Ñ,,Д,Д°Д°
 ☁☁☁

Д Д,Д·Д°Д,Д¹ ÑЄДмД¹Ñ,Д,Д¹⁄²Д³ Д³⁴Д·Д¹⁄²Д°Ñ±Д°ДмÑ,, Ñ±Ñ,Д³⁴ Д²Д°Ñ^ Ñ Д°Д¹Ñ, Д;Д³⁴Д»ÑfÑ±Д°ДмÑ,
 Д¹⁄⁴Д¹⁄²Д³⁴Д³⁴ Д;Д³⁴Ñ ДмÑ,Д,Ñ,ДмД»ДмД¹.
 Д ДмД¹Ñ,Д,Д¹⁄²Д³ Alexa Ñ Д²Д»Ñ ДмÑ,Ñ Ñ Ñ...Д³⁴ÑЄД³⁴Ñ^ДмД¹ Д³⁴Ñ±ДмД¹⁄²Д°Д³⁴Д¹ Д¹⁄⁴Д,ÑЄД³⁴Д²Д³⁴Д³⁴
 Ñ,ÑЄД°Ñ,,Д,Д°Д° Д¹⁄²Д° Д²Д°Ñ^ Ñ Д°Д¹Ñ,, Ñ...Д³⁴Ñ,Ñ Д³⁴Д¹⁄² Д¹⁄²Дм Ñ Д²Д»Ñ ДмÑ,Ñ Ñ Ñ,Д³⁴Ñ±Д¹⁄²Ñ·Д¹⁄⁴ Д¹⁄²Д° 100
 Д;ÑЄД³⁴Ñ±ДмД¹⁄²Ñ,Д³⁴Д².

- 
Д·Д³⁴Д°Д°Д»Д,Д·Д°Ñ±Д¹Ñ Ñ Д°Д¹Ñ, Д;Д³⁴Д;Д;ÑfД»Ñ ÑЄДмД¹⁄² Д² Ñ Д»ДмД¹ÑfÑŽÑ%сД,Ñ...
Д;Д³⁴Ñ ДмÑ,Д,Ñ,ДмД»ДмД¹ ÑЄД°Д¹⁄²Д°Ñ...:
 ☁☁☁

Д ДмÑ, Д·Д³⁴Ñ Ñ,ÑfД;Д¹⁄²Ñ·Ñ... Д°Д¹⁄²Д¹⁄²Ñ·Ñ...

ДсÑ·ÑЄДмД°Д³⁴Д¹⁄⁴ДмД¹⁄²Д ÑfДмД¹⁄⁴ Д²Д°Д¹⁄⁴ Д·Д°Д±ÑЄД³⁴Д¹⁄²Д,ÑЄД³⁴Д²Д°Ñ,ÑЄ Д³⁴Д¹⁄⁴ДмД¹⁄²Д¹⁄²Ñ·Дм
 Д,Д¹⁄⁴ДмД¹⁄²Д° Д»Ñ Ñ Ñ,ÑЄД°Д¹⁄², Д³Д·Дм Д²Д°Ñ^ Д²ДмД±-Ñ Д°Д¹Ñ, Д;Д³⁴Д;Д;ÑfД»Ñ ÑЄДмД¹⁄².
 ДÑ,Д³⁴ Д¹⁄²Дм Д;Д³⁴Д·Д²Д³⁴Д»Д,Ñ, Д;Д³⁴Ñ,ДмД¹⁄²Ñ±Д,Д°Д»ÑCED¹⁄²Ñ·Д¹⁄⁴ Д°Д³⁴Д¹⁄²Д°ÑfÑЄДмД¹⁄²Ñ,Д°Д¹⁄⁴
 Д·Д°ÑЄДмД³Д,Ñ Ñ,ÑЄД,ÑЄД³⁴Д²Д°Ñ,ÑЄ Ñ Ñ,Д, Д·Д³⁴Д¹⁄⁴ДмД¹⁄²Ñ· Д, Д,Ñ Д;Д³⁴Д»ÑCED·Д³⁴Д²Д°Ñ,ÑЄ Д²Д°Ñ^Ñf
 ÑЄДмД;Д;ÑfÑ,Д°Ñ±Д,ÑŽ Д² Ñ,Д°Д°Д,Ñ... Ñ Ñ,ÑЄД°Д¹⁄²Д°Ñ....

- 
Д Д°Ñ Ñ±ДмÑ,Д¹⁄²Д°Ñ \$60 USD
Ñ Ñ,Д³⁴Д,Д¹⁄⁴Д³⁴Ñ Ñ,ÑЄ
 ☁☁☁

ДҮÑЄД³⁴Ñ Ñ,Д³⁴ Д;ÑЄД,Д±Д»Д,Д·Д,Ñ,ДмД»ÑCED¹⁄²Д°Ñ Ñ Ñ,Д³⁴Д,Д¹⁄⁴Д³⁴Ñ Ñ,ÑЄ Д²Д°Ñ^ДмД³Д³⁴ Ñ Д°Д¹Ñ,Д°
 Д¹⁄²Д° Д³⁴Ñ Д¹⁄²Д³⁴Д²Дм Alexa Rank.

✔️ 📄📄📄📄📄
 📄📄📄📄📄📄📄
 📄📄📄📄📄📄📄
 📄📄📄📄📄📄📄

📄📄📄📄📄📄📄 📄📄📄📄📄📄📄 198 📄📄📄📄📄📄📄, 📄📄📄📄📄📄📄 📄📄📄📄📄📄📄 📄📄📄📄📄📄📄
 📄📄📄📄📄📄📄... 📄, 📄📄📄📄📄📄📄📄📄📄... 📄📄📄📄📄📄📄📄📄📄 📄📄📄📄📄📄📄📄📄📄

📄📄📄📄📄📄	📄📄📄📄	📄📄📄📄📄📄📄📄
TopGyani	📄📄📄📄📄📄📄 📄📄📄📄📄📄📄	📄📄📄📄📄📄📄📄📄
About Us	📄📄📄📄📄📄📄 📄📄📄📄📄📄📄	📄📄📄📄📄📄📄📄📄
Contact Us	📄📄📄📄📄📄📄 📄📄📄📄📄📄📄	📄📄📄📄📄📄📄📄📄
Disclaimer	📄📄📄📄📄📄📄 📄📄📄📄📄📄📄	📄📄📄📄📄📄📄📄📄
Privacy Policy	📄📄📄📄📄📄📄 📄📄📄📄📄📄📄	📄📄📄📄📄📄📄📄📄
Terms and Conditions	📄📄📄📄📄📄📄 📄📄📄📄📄📄📄	📄📄📄📄📄📄📄📄📄
Delicious Gulab Jamun Recipe on the Occasion of Rakshabandhan	📄📄📄📄📄📄📄 📄📄📄📄📄📄📄	📄📄📄📄📄📄📄📄📄
Top Gyani	📄📄📄📄📄📄📄 📄📄📄📄📄📄📄	📄📄📄📄📄📄📄📄📄
Vegetables	📄📄📄📄📄📄📄 📄📄📄📄📄📄📄	📄📄📄📄📄📄📄📄📄
Authentic Indian Sweets	📄📄📄📄📄📄📄 📄📄📄📄📄📄📄	📄📄📄📄📄📄📄📄📄
Cardamom Flavors	📄📄📄📄📄📄📄 📄📄📄📄📄📄📄	📄📄📄📄📄📄📄📄📄
Celebratory Desserts	📄📄📄📄📄📄📄 📄📄📄📄📄📄📄	📄📄📄📄📄📄📄📄📄
Classic Gulab Jamun	📄📄📄📄📄📄📄 📄📄📄📄📄📄📄	📄📄📄📄📄📄📄📄📄
Comfort food	📄📄📄📄📄📄📄 📄📄📄📄📄📄📄	📄📄📄📄📄📄📄📄📄
Cooking Indian Desserts	📄📄📄📄📄📄📄 📄📄📄📄📄📄📄	📄📄📄📄📄📄📄📄📄
Deep-Fried Desserts	📄📄📄📄📄📄📄 📄📄📄📄📄📄📄	📄📄📄📄📄📄📄📄📄
Delicious Dessert Ideas	📄📄📄📄📄📄📄 📄📄📄📄📄📄📄	📄📄📄📄📄📄📄📄📄
Delicious Gulab Jamun	📄📄📄📄📄📄📄 📄📄📄📄📄📄📄	📄📄📄📄📄📄📄📄📄
Dessert Recipe	📄📄📄📄📄📄📄 📄📄📄📄📄📄📄	📄📄📄📄📄📄📄📄📄
Diwali Desserts	📄📄📄📄📄📄📄 📄📄📄📄📄📄📄	📄📄📄📄📄📄📄📄📄
Diwali Sweets Recipe	📄📄📄📄📄📄📄 📄📄📄📄📄📄📄	📄📄📄📄📄📄📄📄📄
Easy Gulab Jamun	📄📄📄📄📄📄📄 📄📄📄📄📄📄📄	📄📄📄📄📄📄📄📄📄
Easy Indian Desserts	📄📄📄📄📄📄📄 📄📄📄📄📄📄📄	📄📄📄📄📄📄📄📄📄
Festival Sweets	📄📄📄📄📄📄📄 📄📄📄📄📄📄📄	📄📄📄📄📄📄📄📄📄
Festive food	📄📄📄📄📄📄📄 📄📄📄📄📄📄📄	📄📄📄📄📄📄📄📄📄
Festive Recipes	📄📄📄📄📄📄📄 📄📄📄📄📄📄📄	📄📄📄📄📄📄📄📄📄
Gulab Jamun	📄📄📄📄📄📄📄 📄📄📄📄📄📄📄	📄📄📄📄📄📄📄📄📄

Leave a comment	0
Onion Dosa Recipe- A Delicious South Indian Breakfast Recipe	0
South Indian	0
Dosa	0
Breakfast recipe	0
Caramelized onions	0
Coconut chutney recipe	0
dosa recipe	0
Onion Dosa	0
Sambar recipe	0
South Indian cuisine	0
Vegetarian	0
How to Make Radish Sambar – A Flavorful South Indian Lentil Dish	0
Sambar	0
Easy recipe	0
Healthy recipe	0
Lentil recipe	0
Radish Sambar	0
Spicy	0
Tamarind	0
Vegan recipe	0
1 Comment	0
Easy and Delicious Chaat Recipe – How to Make Indian Street Food at Home No. 1 Indian Street Food	0
North Indian	0
Appetizers/ Snacks	0
Chaat recipes with chickpeas	0
Chaat recipes with chutney	0
Chaat recipes with papdi	0
Chaat recipes with potatoes	0
Chaat recipes with tamarind	0
Chaat recipes with yogurt	0

Delhi chaat recipes	Delhi Chaat Recipes - Easy, Healthy, and Delicious
Easy chaat recipes	Easy Chaat Recipes - Quick and Tasty
Healthy chaat recipes	Healthy Chaat Recipes - Light and Refreshing
Homemade chaat recipes	Homemade Chaat Recipes - Authentic Flavors
Indian chaat recipes	Indian Chaat Recipes - A Taste of Tradition
Kolkata chaat recipes	Kolkata Chaat Recipes - Street Food Delights
Mumbai chaat recipes	Mumbai Chaat Recipes - Crispy and Crunchy
Popular chaat recipes	Popular Chaat Recipes - Crowd Pleasers
Quick chaat recipes	Quick Chaat Recipes - Ready in Minutes
Spicy chaat recipes	Spicy Chaat Recipes - Heat and Flavor
Street food chaat recipes	Street Food Chaat Recipes - Authentic and Delicious
Sweet chaat recipes	Sweet Chaat Recipes - Indulgent Treats
Vegetarian chaat recipes	Vegetarian Chaat Recipes - Plant-Based Delights
Master the Art of Cooking Karela Masala with this Step-by-Step Recipe	Master the Art of Cooking Karela Masala with this Step-by-Step Recipe
Aromatic spices	Aromatic Spices - Enhance Your Dishes
Bitter melon recipe	Bitter Melon Recipe - Healthy and Tasty
Cooking tips	Cooking Tips - Expert Advice for Better Results
Coriander powder	Coriander Powder - A Versatile Spice
Cumin powder	Cumin Powder - Adds Warmth to Your Dishes
Cumin seeds	Cumin Seeds - Whole and Ground
Flavorful dishes	Flavorful Dishes - A Feast for the Senses
Garlic paste	Garlic Paste - Convenient and Delicious
Ginger paste	Ginger Paste - Adds Zing to Your Recipes
Karela masala	Karela Masala - A Unique Indian Spice Blend
Main course	Main Course Recipes - Hearty and Satisfying
Naan	Naan - Soft and Fluffy Breads
Red chili powder	Red Chili Powder - Adds Heat and Color
rice	Rice - A Staple Food with Many Varieties
Roti	Roti - Simple and Delicious Flatbreads
Traditional recipes	Traditional Recipes - Time-Honored Dishes
Turmeric powder	Turmeric Powder - Adds Color and Health Benefits

biryani with yogurt	👉 Biryani with Yogurt Recipe Step-by-Step Guide to Cook
easy biryani recipe	👉 Easy Biryani Recipe Step-by-Step Guide to Cook
how to make veg biryani	👉 How to Make Veg Biryani Step-by-Step Guide to Cook
Indian biryani	👉 Indian Biryani Recipe Step-by-Step Guide to Cook
one-pot biryani	👉 One-Pot Biryani Recipe Step-by-Step Guide to Cook
spicy biryani	👉 Spicy Biryani Recipe Step-by-Step Guide to Cook
veg biryani	👉 Veg Biryani Recipe Step-by-Step Guide to Cook
vegetable biryani	👉 Vegetable Biryani Recipe Step-by-Step Guide to Cook
vegetarian biryani	👉 Vegetarian Biryani Recipe Step-by-Step Guide to Cook
Delicious Chicken Biryani Recipe Step-by-Step Guide to Cook	👉 Delicious Chicken Biryani Recipe Step-by-Step Guide to Cook
aromatic chicken biryani	👉 Aromatic Chicken Biryani Recipe Step-by-Step Guide to Cook
chicken biryani	👉 Chicken Biryani Recipe Step-by-Step Guide to Cook
chicken biryani garnish	👉 Chicken Biryani Garnish Recipe Step-by-Step Guide to Cook
chicken biryani masala	👉 Chicken Biryani Masala Recipe Step-by-Step Guide to Cook
chicken biryani with raita	👉 Chicken Biryani with Raita Recipe Step-by-Step Guide to Cook
chicken biryani with vegetables	👉 Chicken Biryani with Vegetables Recipe Step-by-Step Guide to Cook
chicken biryani with yogurt	👉 Chicken Biryani with Yogurt Recipe Step-by-Step Guide to Cook
chicken pulao	👉 Chicken Pulao Recipe Step-by-Step Guide to Cook
easy chicken biryani recipe	👉 Easy Chicken Biryani Recipe Step-by-Step Guide to Cook
how to make chicken biryani	👉 How to Make Chicken Biryani Step-by-Step Guide to Cook
hyderabadi chicken biryani	👉 Hyderabadi Chicken Biryani Recipe Step-by-Step Guide to Cook
one-pot chicken biryani	👉 One-Pot Chicken Biryani Recipe Step-by-Step Guide to Cook
spicy chicken biryani	👉 Spicy Chicken Biryani Recipe Step-by-Step Guide to Cook
Delicious Veg Biryani Recipe Step-by-Step Guide	👉 Delicious Veg Biryani Recipe Step-by-Step Guide
Easy to make	👉 Easy to Make Biryani Recipe Step-by-Step Guide to Cook
Family-friendly recipe	👉 Family-Friendly Biryani Recipe Step-by-Step Guide to Cook
Festive meal	👉 Festive Meal Biryani Recipe Step-by-Step Guide to Cook
Fragrant herbs	👉 Fragrant Herbs Biryani Recipe Step-by-Step Guide to Cook
Fresh vegetables	👉 Fresh Vegetables Biryani Recipe Step-by-Step Guide to Cook
Gluten-free	👉 Gluten-Free Biryani Recipe Step-by-Step Guide to Cook
Meal prep friendly	👉 Meal Prep Friendly Biryani Recipe Step-by-Step Guide to Cook



1. **SEO** - Search Engine Optimization. It's a process of making your website more visible to search engines like Google, Bing, and Yahoo.



2. **Content** - The information you provide on your website. It can be text, images, videos, or audio. Good content is relevant, informative, and engaging.

3. **Keywords** - Words and phrases that people use to search for information. They are the bridge between what you want to say and what your audience is looking for.

4. **Backlinks** - Links from other websites that point to your website. They are like votes of confidence and can help improve your search engine ranking.

5. **Analytics** - Tools that help you track and measure the performance of your website. They tell you how many people are visiting, where they're coming from, and what they're doing on your site.